

Systemised digital office

DENTAL IMAGE PROCESSING AND ARCHIVING SOFTWARE DBSWIN 3.X



DBSWIN - VistaScan



DBSWIN - VistaRay



DBSWIN - VistaCam

Can you
imaging?

Imagine – the complete imaging suite on a desktop

IMAGING SOFTWARE DBSWIN 3.X

Diagnosis: forward-looking

The newest version of Dürr DBSWIN presents itself as a uniform image processing software for all digital diagnosis systems from Dürr Dental. It offers a variety of additional user functions. Now it is possible to operate the whole of the digital diagnostics periphery from Dürr Dental with just one software package - as a stand-alone application or within a network.

- ▶ Capturing of all digital dental images
- ▶ Modular setup – video and X-ray
- ▶ Modular extension with the intra-oral VistaRay X-ray sensor for endodontology and surgery
- ▶ Compatibility with common dental office administration programs
- ▶ Interfaces for orthodontics measurement programs
- ▶ Extensive image processing and measurement tools
- ▶ Object-related filter functions (e.g. caries filter)
- ▶ Data exchange via email
- ▶ Import and export function for the most frequently used image formats (TIFF, BMP, PCX, JPG, RAW, JPEG2000 and others)
- ▶ Connection of external devices like microscopes, flatbed scanners, video cameras
- ▶ Archiving
- ▶ DICOM
- ▶ Image data transfer with TWAIN

DBSWIN now meets the DICOM standard, which means that it is compatible with clinical use. DICOM allows an increased efficiency of radiological procedures.

As of now DBSWIN also supports the connection of the VistaScan to other imaging software via its TWAIN interface.

You will be kept up to date with free DBSWIN updates. This means that you will benefit from the continued development of our software. Getting one license per dental office is sufficient.

Usage: self-explanatory

The diagnostics workplace in dental offices has changed. Therefore, DBSWIN introduces the user automatically to the program. The individual areas and functions are accessible via mouse click - clearly and safely. The DBSWIN image processing and archiving software has now been published in more than 10 languages.

**Interfa
account
measur**



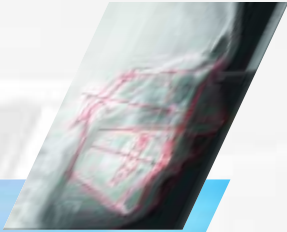
Printer



**Data exchange:
DICOM, TWAIN, Internet, en
server, back-up, network**

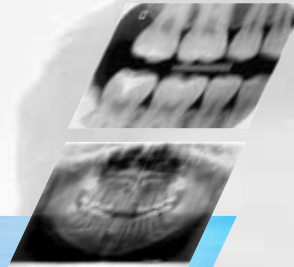
Fl

...ces for
...ing software,
...ment software, etc.



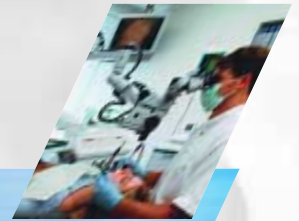
Dürr VistaScan
Storage film scanner

VISTA SCAN




Dürr DBSWIN

Microscope



**Video camera,
digital camera**



e-mail,



Dürr VistaCam
intra-oral camera



VISTA CAM

...at-bed scanner



Image processing and archiving

DBSWIN SOFTWARE VERSION 3.X

System requirements

Basically any PC that fulfils the following requirements can be used.

Processor	Intel® Pentium III compatible CPU 1.4 GHz or higher
Working memory	≥ 256 MB RAM (512 MB recommended, depending on the operating system)
Graphics card	Support of Direct Draw™ and video overlay
Video memory	≥ 16 MB (32 MB recommended)
Resolution	1024 x 768, 16.7 million colors (1280 x 1024, 16.7 million colors recommended)
Frame rate	75 Hz minimum
Hard drive	Hard drive workstation (without database) ≥ 10 GB Hard drive database ≥ 40 GB
Operating system	Windows® 98 SE, Windows® 2000 Professional, Windows XP® Professional
Hardware	CD ROM/DVD ROM drive

When using VistaCam, VistaScan and VistaRay or any other hardware, other PC requirements may apply. For detailed information visit us on www.duerr.de/td



The software is delivered on CD ROM, followed by the licensing procedure, which is concluded online, by telephone or fax.



The DBSWIN cover shows the wide range of its applications.



New languages for global operation are continuously being added – now even Japanese. The pull-down menu shows the clear functionality of the product.

Dürr Dental GmbH & Co. KG
Höpfigheimer Strasse 17
D-74321 Bietigheim-Bissingen

www.duerr.de
info@duerr.de

